



Importing and Exporting Backups on the Skydance App

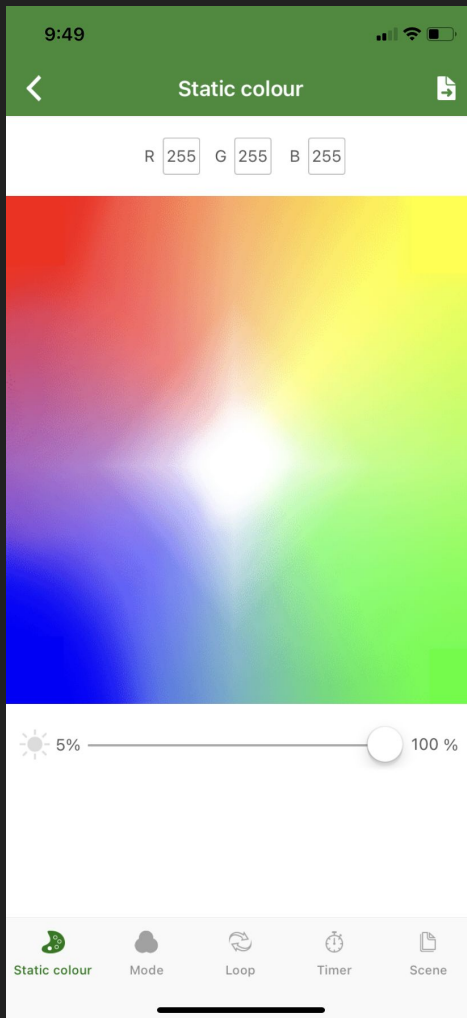
This is the first page you will see when you enter the skydance app.



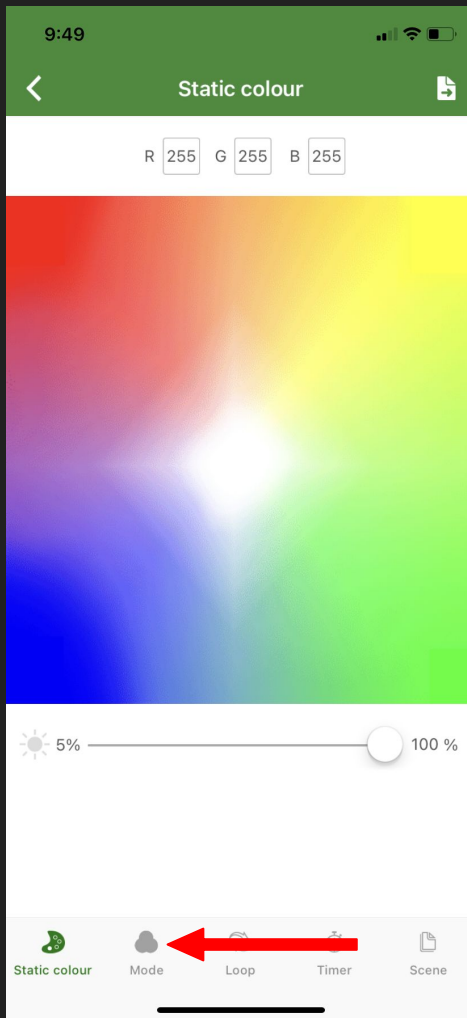


Click anywhere on this bar to begin customizing your lights.

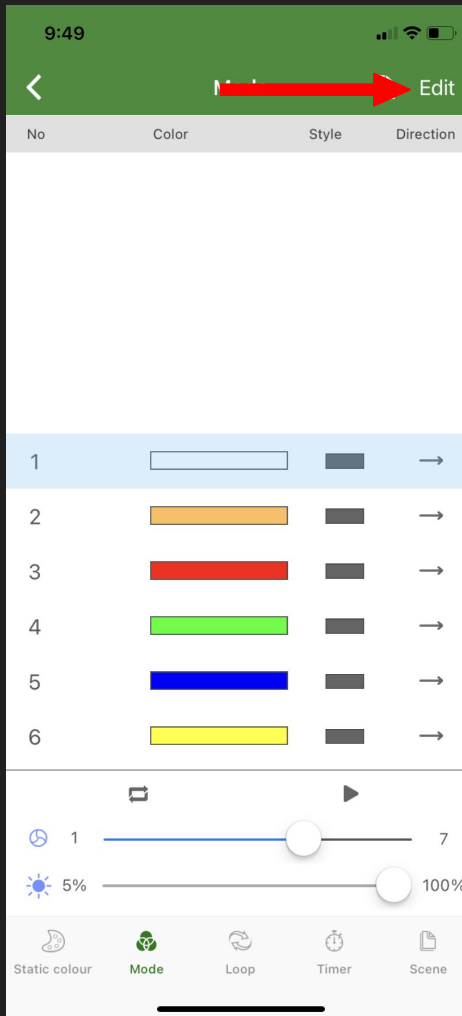
Doing this will take you to the “Static colour” page.




Click on the “Mode” icon on the bottom toggle bar.



Now you are on the “Mode” page.
Click “Edit” in the top right corner.



Now you are on the “Edit & Save” page



Now you are on the “Edit & Save” page. Click on the 3 dots in the top right corner.



There will be a drop down with 4 options.



Export backup will save the 32 current modes to your smart device.



Import backup will allow you to select a backup you have saved and upload it onto your controller to give you access to those modes.



You can create as many backups as you would like. Some examples could be- Sports backup, Christmas backup, or Architectural lighting backup.



After importing a backup click
“save” and go back.

